



Round 3 - Phillip Island GP Circuit - September 3 & 4
BEARS : F3, F4 & F5

Leg 1

Date: 03/09/22
 Event: R01
 Weather: Partly cloudy - Temp: 13.1C
 Track: Almost dry - Temp: 20.7C

Started at: 12:57:44
 Laps: 5
 Starters: 20
 Printed at: 13:12

PROVISIONAL CLASSIFICATION

Pos	No	Name	Class	Machine	Laps	Race Time	Behind Leader	Behind Prev	Fastest Lap	On Lap	Top Speed
1	22	Matthew EDWARDS / Redex / Race and Road	F4	Laverda Redex 1000	5	9:09.644			1:48.569	2	229
2	19	Paul NILSEN	F3	Triumph Sp. Trip. 1050	5	9:17.570	7.926	7.926	1:49.653	5	224
3	76	Scott WEBSTER	F3	Suzuki Harris 1200	5	9:28.349	18.705	10.779	1:49.645	4	242
4	5	Philip BARTUSH / Kaneg MotoSport	F3	Ducati 916	5	9:31.525	21.881	3.176	1:52.029	2	221
5	46	Adam MILLER	F3	Husqvarna 450	5	9:33.941	24.297	2.416	1:52.530	4	191
6	40	Rick FITZSIMMONS / RL & MY Fitzsimmons Painters	F4	Triumph Thrux. 1200	5	9:37.864	28.220	3.923	1:51.811	4	219
7	3	Cori BOURNE / Pedders Suspension Shepparton / NBS Brake Supplies / Shepparton Service	F3	Husqvarna FS 450	5	9:43.171	33.527	5.307	1:54.429	5	188
8	9	Kurt LEWIS / Axle Armour	F3	Husqvarna 693	5	9:44.346	34.702	1.175	1:54.140	2	196
9	1	Dallas O'SULLIVAN	F3	Husqvarna 701 693	5	9:46.649	37.005	2.303	1:54.231	3	194
10	39A	Sean OESER / Race & Road / Highfields Panel & Paint / Ricondi / Addicted to Track	F5	Ducati Monster 696	5	9:49.508	39.864	2.859	1:56.152	4	200
11	612	Gregory JAMES / Racing Geriatrics	F3	KTM Duke 890	5	9:52.722	43.078	3.214	1:56.298	2	201
12	955	Tom PALMAI	F3	Triumph Dayt. 765	5	9:58.254	48.610	5.532	1:56.848	5	212
13	39	Dean YAGAN	F3	KTM Duke 890	5	9:58.633	48.989	.379	1:56.891	2	209
14	19A	Denis ACKLAND	F4	Harley Dav. Sport. 1200	5	10:06.132	56.488	7.499	1:58.475	5	219
15	67	Richard DRAPER / R A Draper Medical Services	F5	Ducati Monster 800	5	10:09.550	59.906	3.418	1:59.670	4	186
16	84	David ABOUD / TMA Racing	F5	KTM Duke 690	5	10:30.892	1:21.248	21.342	2:03.166	5	186
17	23	Voya KISSITCH / Malaysian Motorcycle Getaways	F5	Ducati SS 800	5	10:31.033	1:21.389	.141	2:02.185	5	199
18	9A	Eddy GARNER / Aussie Bike Tours	F4	Harley Dav. Sport. 1200	5	10:31.137	1:21.493	.104	2:01.894	5	184
19	571	Maurice TURNER	F4	Laverda RGS 981	5	10:59.042	1:49.398	27.905	2:08.556	4	185
20	62	Ian HARDING / BDMC Racing	F3	Ducati S 750	5	10:59.183	1:49.539	.141	2:08.083	4	186

Fastest Lap was 1:48.569 by Matthew EDWARDS

The results are provisional until the end of the time limit for protests and appeals.


Scott Laing
 Chief Timekeeper - Scott Laing

Tony Bolin
 Clerk of Course - Tony Bolin



COMPUTIME RACE TIMING SYSTEMS PTY LTD
www.computime.com.au

E-mail: scott@computime.com.au / Ph: 0418 17 13 17





Round 3 - Phillip Island GP Circuit - September 3 & 4
BEARS : F3, F4 & F5

Leg 1

Date: 03/09/22
 Event: R01
 Weather: Partly cloudy - Temp: 13.1C
 Track: Almost dry - Temp: 20.7C

Started at: 12:57:44
 Laps: 5
 Starters: 20
 Printed at: 13:12


PROVISIONAL LAP TIMES

No	Name	Lap 1	Lap 2	Lap 3	Lap 4	Lap 5
1	Dallas O'SULLIVAN	2:01.265	1:54.662	1:54.231	1:55.633	2:00.858
3	Cori BOURNE	2:01.874	1:56.400	1:55.812	1:54.656	1:54.429
5	Philip BARTUSH	2:01.341	1:52.029	1:52.710	1:52.524	1:52.921
9	Kurt LEWIS	2:04.522	1:54.140	1:55.387	1:54.648	1:55.649
9A	Eddy GARNER	2:12.236	2:06.946	2:05.866	2:04.195	2:01.894
19	Paul NILSEN	1:56.077	1:50.773	1:50.613	1:50.454	1:49.653
19A	Denis ACKLAND	2:09.533	1:59.923	1:59.568	1:58.633	1:58.475
22	Matthew EDWARDS	1:54.548	1:48.569	1:48.863	1:48.804	1:48.860
23	Voya KISSITCH	2:12.010	2:06.365	2:06.350	2:04.123	2:02.185
39	Dean YAGAN	2:06.675	1:56.891	1:57.179	1:58.747	1:59.141
39A	Sean OESER	2:04.125	1:56.474	1:56.532	1:56.152	1:56.225
40	Rick FITZSIMMONS	2:06.587	1:53.562	1:53.533	1:51.811	1:52.371
46	Adam MILLER	2:01.716	1:54.279	1:52.604	1:52.530	1:52.812
62	Ian HARDING	2:20.885	2:11.249	2:08.717	2:08.083	2:10.249
67	Richard DRAPER	2:06.616	2:00.797	2:02.765	1:59.670	1:59.702
76	Scott WEBSTER	2:06.970	1:51.033	1:50.930	1:49.645	1:49.771
84	David ABOUD	2:11.687	2:07.246	2:04.783	2:04.010	2:03.166
571	Maurice TURNER	2:20.231	2:11.037	2:09.927	2:08.556	2:09.291
612	Gregory JAMES	2:01.898	1:56.298	1:57.725	1:58.463	1:58.338
955	Tom PALMAI	2:07.287	1:58.281	1:57.863	1:57.975	1:56.848

The results are provisional until the end of the time limit for protests and appeals.


Scott Laing
 Chief Timekeeper - Scott Laing

Tony Bolin
 Clerk of Course - Tony Bolin



COMPUTIME RACE TIMING SYSTEMS PTY LTD
www.computime.com.au

E-mail: scott@computime.com.au / Ph: 0418 17 13 17





Round 3 - Phillip Island GP Circuit - September 3 & 4
BEARS : F3, F4 & F5

Leg 1

Started at: 12:57:44
 Laps: 5
 Starters: 20
 Printed at: 13:12


Date: 03/09/22
 Event: R01
 Weather: Partly cloudy - Temp: 13.1C
 Track: Almost dry - Temp: 20.7C

PROVISIONAL SPLIT TIMES

Lap	Split 1	Split 2	Split 3	Split 4	Lap Time	Spd	Lap	Split 1	Split 2	Split 3	Split 4	Lap Time	Spd
1 Dallas O'SULLIVAN (9th)							3	27.528	31.669	21.094	30.322	1:50.613	222
1	35.250	32.852	21.390	31.773	2:01.265	160	4	27.685	31.576	21.153	30.040	1:50.454	217
2	28.372	33.131	21.607	31.552	1:54.662	194	5	27.299	31.406	20.804	30.144	1:49.653	224
3	28.211	33.147	21.250	31.623	1:54.231	194	19A Denis ACKLAND (14th)						
4	28.287	32.928	21.271	33.147	1:55.633	193	1	38.136	35.450	22.814	33.133	2:09.533	169
5	29.833	34.297	22.838	33.890	2:00.858	182	2	28.991	35.173	22.461	33.298	1:59.923	219
3 Cori BOURNE (7th)							3	28.956	34.836	22.459	33.317	1:59.568	217
1	35.019	33.655	21.550	31.650	2:01.874	154	4	28.700	34.422	22.380	33.131	1:58.633	214
2	28.987	33.599	21.722	32.092	1:56.400	185	5	28.544	34.470	22.463	32.998	1:58.475	213
3	28.777	33.134	21.759	32.142	1:55.812	181	22 Matthew EDWARDS (1st)						
4	28.507	32.889	21.775	31.485	1:54.656	184	1	32.559	31.379	20.569	30.041	1:54.548	179
5	28.339	32.906	21.614	31.570	1:54.429	188	2	26.150	31.719	20.592	30.108	1:48.569	226
5 Philip BARTUSH (4th)							3	26.225	32.062	20.588	29.988	1:48.863	229
1	35.804	33.775	21.148	30.614	2:01.341	164	4	26.108	31.969	20.660	30.067	1:48.804	226
2	26.920	32.918	21.452	30.739	1:52.029	219	5	25.968	32.115	20.613	30.164	1:48.860	226
3	26.762	33.290	21.447	31.211	1:52.710	221	23 Voya KISSITCH (17th)						
4	26.930	33.438	21.231	30.925	1:52.524	217	1	38.825	35.926	23.445	33.814	2:12.010	158
5	27.816	32.784	21.167	31.154	1:52.921	200	2	31.339	36.421	24.157	34.448	2:06.365	196
9 Kurt LEWIS (8th)							3	31.302	37.091	24.016	33.941	2:06.350	196
1	37.205	34.173	21.735	31.409	2:04.522	170	4	30.907	35.822	23.535	33.859	2:04.123	194
2	28.188	32.927	21.613	31.412	1:54.140	195	5	30.472	34.718	23.563	33.432	2:02.185	199
3	28.260	33.120	22.007	32.000	1:55.387	196	39 Dean YAGAN (13th)						
4	28.267	33.024	21.526	31.831	1:54.648	193	1	36.556	34.492	22.443	33.184	2:06.675	167
5	28.227	33.584	21.990	31.848	1:55.649	189	2	28.741	33.293	22.263	32.594	1:56.891	207
9A Eddy GARNER (18th)							3	28.915	33.591	22.139	32.534	1:57.179	209
1	39.335	35.890	23.240	33.771	2:12.236	158	4	29.210	33.547	22.749	33.241	1:58.747	208
2	31.683	36.481	24.784	33.998	2:06.946	181	5	29.019	34.084	22.448	33.590	1:59.141	207
3	31.131	36.718	24.260	33.757	2:05.866	179	39A Sean OESER (10th)						
4	30.848	36.048	23.322	33.977	2:04.195	177	1	35.713	34.303	21.748	32.361	2:04.125	167
5	30.253	35.161	23.291	33.189	2:01.894	184	2	28.571	33.938	21.835	32.130	1:56.474	200
19 Paul NILSEN (2nd)							3	28.373	34.208	21.844	32.107	1:56.532	200
1	32.953	31.940	21.063	30.121	1:56.077	183	4	28.227	33.603	21.878	32.444	1:56.152	200
2	27.590	31.815	21.093	30.275	1:50.773	224	5	28.157	33.814	21.945	32.309	1:56.225	196


Scott Laing
 Chief Timekeeper - Scott Laing

Tony Bolin
 Clerk of Course - Tony Bolin



COMPUTIME RACE TIMING SYSTEMS PTY LTD
www.computime.com.au

E-mail: scott@computime.com.au / Ph: 0418 17 13 17





Round 3 - Phillip Island GP Circuit - September 3 & 4
BEARS : F3, F4 & F5

Date: 03/09/22

Event: R01

Weather: Partly cloudy - Temp: 13.1C

Track: Almost dry - Temp: 20.7C

Leg 1

Started at: 12:57:44

Laps: 5

Starters: 20

Printed at: 13:12


PROVISIONAL SPLIT TIMES

Lap	Split 1	Split 2	Split 3	Split 4	Lap Time	Spd	Lap	Split 1	Split 2	Split 3	Split 4	Lap Time	Spd
40 Rick FITZSIMMONS (6th)							5	27.182	<u>31.660</u>	20.650	30.279	1:49.771	229
1	37.136	34.533	22.268	32.650	2:06.587	181							
2	27.983	32.729	21.441	31.409	1:53.562	215	84 David ABOUD (16th)						
3	27.699	32.990	21.608	31.236	1:53.533	205	1	38.473	35.743	23.223	34.248	2:11.687	160
4	27.552	32.615	<u>20.850</u>	<u>30.794</u>	<u>1:51.811</u>	219	2	31.857	36.430	24.470	34.489	2:07.246	186
5	<u>27.489</u>	<u>32.610</u>	21.192	31.080	1:52.371	216	3	31.011	36.046	<u>23.286</u>	34.440	2:04.783	185
46 Adam MILLER (5th)							4	30.768	35.674	23.579	<u>33.989</u>	2:04.010	181
1	35.261	32.907	21.549	31.999	2:01.716	163	5	<u>30.516</u>	<u>35.185</u>	23.384	34.081	<u>2:03.166</u>	179
2	28.981	32.591	21.246	31.461	1:54.279	180	571 Maurice TURNER (19th)						
3	<u>28.074</u>	32.511	21.052	<u>30.967</u>	1:52.604	191	1	40.187	38.289	25.855	35.900	2:20.231	147
4	28.297	<u>32.135</u>	<u>21.034</u>	31.064	<u>1:52.530</u>	179	2	32.286	38.143	25.094	35.514	2:11.037	185
5	28.360	32.200	21.119	31.133	1:52.812	179	3	31.905	37.644	25.046	35.332	2:09.927	184
62 Ian HARDING (20th)							4	32.058	<u>37.095</u>	<u>24.894</u>	<u>34.509</u>	<u>2:08.556</u>	171
1	42.396	37.755	24.776	35.958	2:20.885	149	5	<u>31.205</u>	37.613	25.017	35.456	2:09.291	184
2	31.881	38.183	25.674	35.511	2:11.249	186	612 Gregory JAMES (11th)						
3	31.644	<u>37.213</u>	24.482	35.378	2:08.717	175	1	34.322	33.280	21.838	32.458	2:01.898	168
4	31.189	37.336	<u>24.334</u>	<u>35.224</u>	<u>2:08.083</u>	174	2	28.682	<u>33.832</u>	<u>21.843</u>	<u>31.941</u>	<u>1:56.298</u>	192
5	<u>31.086</u>	38.113	24.989	36.061	2:10.249	185	3	<u>28.460</u>	34.500	22.048	32.717	1:57.725	201
67 Richard DRAPER (15th)							4	29.313	34.461	22.090	32.599	1:58.463	184
1	36.398	34.516	22.255	33.447	2:06.616	157	5	29.016	34.701	22.270	32.351	1:58.338	182
2	30.025	34.997	<u>22.322</u>	33.453	2:00.797	186	955 Tom PALMAL (12th)						
3	30.487	35.888	22.406	33.984	2:02.765	184	1	37.011	35.419	22.604	32.253	2:07.287	162
4	29.614	<u>34.524</u>	22.355	<u>33.177</u>	<u>1:59.670</u>	183	2	29.501	<u>33.796</u>	<u>22.159</u>	32.825	1:58.281	204
5	<u>29.338</u>	34.621	22.362	33.381	1:59.702	183	3	28.881	34.392	22.289	32.301	1:57.863	199
76 Scott WEBSTER (3rd)							4	28.841	34.025	22.852	32.257	1:57.975	208
1	37.316	33.848	22.814	32.992	2:06.970	161	5	<u>28.329</u>	33.871	22.403	<u>32.245</u>	<u>1:56.848</u>	212
2	27.747	31.906	21.065	30.315	1:51.033	228							
3	27.530	31.967	21.356	<u>30.077</u>	1:50.930	214							
4	<u>26.974</u>	31.860	<u>20.540</u>	30.271	<u>1:49.645</u>	242							

The results are provisional until the end of the time limit for protests and appeals.


Scott Laing
 Chief Timekeeper - Scott Laing

Tony Bolin
 Clerk of Course - Tony Bolin



COMPUTIME RACE TIMING SYSTEMS PTY LTD
www.computime.com.au

E-mail: scott@computime.com.au / Ph: 0418 17 13 17





Round 3 - Phillip Island GP Circuit - September 3 & 4
BEARS : F3, F4 & F5

Leg 1

Date: 03/09/22
 Event: R01
 Weather: Partly cloudy - Temp: 13.1C
 Track: Almost dry - Temp: 20.7C

Started at: 12:57:44
 Laps: 5
 Starters: 20
 Printed at: 13:12


PROVISIONAL FASTEST LAPS SEQUENCE

Lap	Race Pos	No	Name	Machine	Fastest Lap	On Lap
1	1	22	Matthew EDWARDS	Laverda Redex 1000	1:54.548	1
2	1	22	Matthew EDWARDS	Laverda Redex 1000	1:48.569	2

The results are provisional until the end of the time limit for protests and appeals.


Scott Laing
 Chief Timekeeper - Scott Laing

Tony Bolin
 Clerk of Course - Tony Bolin



COMPUTIME RACE TIMING SYSTEMS PTY LTD
www.computime.com.au

E-mail: scott@computime.com.au / Ph: 0418 17 13 17





Round 3 - Phillip Island GP Circuit - September 3 & 4
BEARS : F3, F4 & F5

Leg 1

Date: 03/09/22
 Event: R01
 Weather: Partly cloudy - Temp: 13.1C
 Track: Almost dry - Temp: 20.7C

Started at: 12:57:44
 Laps: 5
 Starters: 20
 Printed at: 13:12


PROVISIONAL LAP SHEET

No	Lap Time	Gap	No	Lap Time	Gap	No	Lap Time	Gap	No	Lap Time	Gap
Lap 1			40	1:53.562	17.032	Lap 4			39A	1:56.225	39.864
22	1:54.548		39A	1:56.474	17.482	22	1:48.804		612	1:58.338	43.078
19	1:56.077	1.529	39	1:56.891	20.449	19	1:50.454	7.133	955	1:56.848	48.610
1	2:01.265	6.717	955	1:58.281	22.451	76	1:49.645	17.794	39	1:59.141	48.989
5	2:01.341	6.793	67	2:00.797	24.296	5	1:52.524	17.820	19A	1:58.475	56.488
46	2:01.716	7.168	19A	1:59.923	26.339	46	1:52.530	20.345	67	1:59.702	59.906
3	2:01.874	7.326	23	2:06.365	35.258	40	1:51.811	24.709	84	2:03.166	1:21.24
612	2:01.898	7.350	84	2:07.246	35.816	1	1:55.633	25.007	23	2:02.185	1:21.38
39A	2:04.125	9.577	9A	2:06.946	36.065	9	1:54.648	27.913	9A	2:01.894	1:21.49
9	2:04.522	9.974	571	2:11.037	48.151	3	1:54.656	27.958	571	2:09.291	1:49.39
40	2:06.587	12.039	62	2:11.249	49.017	39A	1:56.152	32.499	62	2:10.249	1:49.53
67	2:06.616	12.068	Lap 3			612	1:58.463	33.600			
39	2:06.675	12.127	22	1:48.863		39	1:58.747	38.708			
76	2:06.970	12.422	19	1:50.613	5.483	955	1:57.975	40.622			
955	2:07.287	12.739	5	1:52.710	14.100	19A	1:58.633	46.873			
19A	2:09.533	14.985	46	1:52.604	16.619	67	1:59.670	49.064			
84	2:11.687	17.139	76	1:50.930	16.953	84	2:04.010	1:06.94			
23	2:12.010	17.462	1	1:54.231	18.178	23	2:04.123	1:08.06			
9A	2:12.236	17.688	40	1:53.533	21.702	9A	2:04.195	1:08.45			
571	2:20.231	25.683	9	1:55.387	22.069	62	2:08.083	1:28.15			
62	2:20.885	26.337	3	1:55.812	22.106	571	2:08.556	1:28.96			
			612	1:57.725	23.941	Lap 5					
Lap 2			39A	1:56.532	25.151	22	1:48.860				
22	1:48.569		39	1:57.179	28.765	19	1:49.653	7.926			
19	1:50.773	3.733	955	1:57.863	31.451	76	1:49.771	18.705			
5	1:52.029	10.253	19A	1:59.568	37.044	5	1:52.921	21.881			
1	1:54.662	12.810	67	2:02.765	38.198	46	1:52.812	24.297			
46	1:54.279	12.878	84	2:04.783	51.736	40	1:52.371	28.220			
76	1:51.033	14.886	23	2:06.350	52.745	3	1:54.429	33.527			
612	1:56.298	15.079	9A	2:05.866	53.068	9	1:55.649	34.702			
3	1:56.400	15.157	62	2:08.717	1:08.87	1	2:00.858	37.005			
9	1:54.140	15.545	571	2:09.927	1:09.21						

The results are provisional until the end of the time limit for protests and appeals.


Scott Laing
 Chief Timekeeper - Scott Laing

Tony Bolin
 Clerk of Course - Tony Bolin



COMPUTIME RACE TIMING SYSTEMS PTY LTD
www.computime.com.au

E-mail: scott@computime.com.au / Ph: 0418 17 13 17





Round 3 - Phillip Island GP Circuit - September 3 & 4

BEARS : F3, F4 & F5

Leg 1

Date: 03/09/22
 Event: R01
 Weather: Partly cloudy - Temp: 13.1C
 Track: Almost dry - Temp: 20.7C

Started at: 12:57:44
 Laps: 5
 Starters: 20
 Printed at: 13:12

PROVISIONAL LAP CHART

Name	Grid	1	2	3	4	5	Name
C. BOURNE	2	22	22	22	22	22	M. EDWARDS
P. NILSEN	19	19	19	19	19	19	P. NILSEN
A. STEPHENS	212	1	5	5	76	76	S. WEBSTER
M. EDWARDS	22	5	1	46	5	5	P. BARTUSH
D. O'SULLIVAN	1	46	46	76	46	46	A. MILLER
G. JAMES	612	3	76	1	40	40	R. FITZSIMMO
P. BARTUSH	5	612	612	40	1	3	C. BOURNE
T. PALMAI	955	39A	3	9	9	9	K. LEWIS
R. DRAPER	67	9	9	3	3	1	D. O'SULLIVAN
S. OESER	39A	40	40	612	39A	39A	S. OESER
D. ACKLAND	19A	67	39A	39A	612	612	G. JAMES
D. YAGAN	39	39	39	39	39	955	T. PALMAI
E. GARNER	9A	76	955	955	955	39	D. YAGAN
V. KISSITCH	23	955	67	19A	19A	19A	D. ACKLAND
M. TURNER	571	19A	19A	67	67	67	R. DRAPER
D. ABOUD	84	84	23	84	84	84	D. ABOUD
I. HARDING	62	23	84	23	23	23	V. KISSITCH
E. GARNER		9A	9A	9A	9A	9A	E. GARNER
M. TURNER		571	571	62	62	571	M. TURNER
I. HARDING		62	62	571	571	62	I. HARDING

The results are provisional until the end of the time limit for protests and appeals.


Scott Laing
 Chief Timekeeper - Scott Laing

Tony Bolin
 Clerk of Course - Tony Bolin



COMPUTIME RACE TIMING SYSTEMS PTY LTD
www.computime.com.au

E-mail: scott@computime.com.au / Ph: 0418 17 13 17





Round 3 - Phillip Island GP Circuit - September 3 & 4

BEARS : F3, F4 & F5

Leg 1

Date: 03/09/22
 Event: R01
 Weather: Partly cloudy - Temp: 13.1C
 Track: Almost dry - Temp: 20.7C


Started at: 12:57:44
 Laps: 5
 Starters: 20
 Printed at: 13:12


PROVISIONAL BEST PARTIAL TIMES

Pos	Split 1		Split 2		Split 3		Split 4		LAP		Ideal	Fastest
	Name	Time	Name	Time	Name	Time	Name	Time	Name	Time		
1	M. EDWARDS	25.968	M. EDWARDS	31.379	S. WEBSTER	20.540	M. EDWARDS	29.988	M. EDWARDS	1:47.904	1:48.569	
2	P. BARTUSH	26.762	P. NILSEN	31.406	M. EDWARDS	20.569	P. NILSEN	30.040	S. WEBSTER	1:49.251	1:49.645	
3	S. WEBSTER	26.974	S. WEBSTER	31.660	P. NILSEN	20.804	S. WEBSTER	30.077	P. NILSEN	1:49.549	1:49.653	
4	P. NILSEN	27.299	A. MILLER	32.135	R. FITZSIMMO	20.850	P. BARTUSH	30.614	P. BARTUSH	1:51.308	1:52.029	
5	R. FITZSIMMO	27.489	R. FITZSIMMO	32.610	A. MILLER	21.034	R. FITZSIMMO	30.794	R. FITZSIMMO	1:51.743	1:51.811	
6	A. MILLER	28.074	P. BARTUSH	32.784	P. BARTUSH	21.148	A. MILLER	30.967	A. MILLER	1:52.210	1:52.530	
7	S. OESER	28.157	D. O'SULLIVA	32.852	D. O'SULLIVA	21.250	K. LEWIS	31.409	D. O'SULLIVA	1:53.865	1:54.231	
8	K. LEWIS	28.188	C. BOURNE	32.889	K. LEWIS	21.526	C. BOURNE	31.485	K. LEWIS	1:54.050	1:54.140	
9	D. O'SULLIVA	28.211	K. LEWIS	32.927	C. BOURNE	21.550	D. O'SULLIVA	31.552	C. BOURNE	1:54.263	1:54.429	
10	T. PALMAI	28.329	G. JAMES	33.280	S. OESER	21.748	G. JAMES	31.941	G. JAMES	1:55.519	1:56.298	
11	C. BOURNE	28.339	D. YAGAN	33.293	G. JAMES	21.838	S. OESER	32.107	S. OESER	1:55.615	1:56.152	
12	G. JAMES	28.460	S. OESER	33.603	D. YAGAN	22.139	T. PALMAI	32.245	T. PALMAI	1:56.529	1:56.848	
13	D. ACKLAND	28.544	T. PALMAI	33.796	T. PALMAI	22.159	D. YAGAN	32.534	D. YAGAN	1:56.707	1:56.891	
14	D. YAGAN	28.741	D. ACKLAND	34.422	R. DRAPER	22.255	D. ACKLAND	32.998	D. ACKLAND	1:58.344	1:58.475	
15	R. DRAPER	29.338	R. DRAPER	34.516	D. ACKLAND	22.380	R. DRAPER	33.177	R. DRAPER	1:59.286	1:59.670	
16	E. GARNER	30.253	V. KISSITCH	34.718	D. ABOUD	23.223	E. GARNER	33.189	E. GARNER	2:01.843	2:01.894	
17	V. KISSITCH	30.472	E. GARNER	35.161	E. GARNER	23.240	V. KISSITCH	33.432	V. KISSITCH	2:02.067	2:02.185	
18	D. ABOUD	30.516	D. ABOUD	35.185	V. KISSITCH	23.445	D. ABOUD	33.989	D. ABOUD	2:02.913	2:03.166	
19	I. HARDING	31.086	M. TURNER	37.095	I. HARDING	24.334	M. TURNER	34.509	M. TURNER	2:07.703	2:08.556	
20	M. TURNER	31.205	I. HARDING	37.213	M. TURNER	24.894	I. HARDING	35.224	I. HARDING	2:07.857	2:08.083	

The results are provisional until the end of the time limit for protests and appeals.



 Chief Timekeeper - Scott Laing


 Clerk of Course - Tony Bolin



COMPUTIME RACE TIMING SYSTEMS PTY LTD
www.computime.com.au

E-mail: scott@computime.com.au / Ph: 0418 17 13 17





Round 3 - Phillip Island GP Circuit - September 3 & 4

BEARS : F3, F4, & F5

LEG 2 (Event 11)

Date: 03/09/22
Event: R01
Weather: Partly cloudy - Temp: 13.1C
Track: Almost dry - Temp: 20.7C

Started at: 12:57:44
Laps: 5
Starters: 20
Printed at: 13:12


PROVISIONAL GRID SHEET



Table with 7 rows and 3 columns of rider information including rider number, name, and time.


Handwritten signature of Scott Laing
Chief Timekeeper - Scott Laing

Handwritten signature of Tony Bolin
Clerk of Course - Tony Bolin



COMPUTIME RACE TIMING SYSTEMS PTY LTD
www.computime.com.au

E-mail: scott@computime.com.au / Ph: 0418 17 13 17





Round 3 - Phillip Island GP Circuit - September 3 & 4

BEARS : F3, F4, & F5
LEG 2 (Event 11)

Date: 03/09/22
Event: R01
Weather: Partly cloudy - Temp: 13.1C
Track: Almost dry - Temp: 20.7C

Started at: 12:57:44
Laps: 5
Starters: 20
Printed at: 13:12


PROVISIONAL GRID SHEET

		20 62 I. HARDING 10:59.183	19 571 M. TURNER 10:59.042	7
18 9A E. GARNER 10:31.137		17 23 V. KISSITCH 10:31.033	16 84 D. ABOUD 10:30.892	6
	15 67 R. DRAPER 10:09.550		14 19A D. ACKLAND 10:06.132	5
		13 39 D. YAGAN 9:58.633		
12 955 T. PALMAI 9:58.254		11 612 G. JAMES 9:52.722	10 39A S. OESER 9:49.508	4
	9 1 D. O'SULLIVAN 9:46.649		8 9 K. LEWIS 9:44.346	3
		7 3 C. BOURNE 9:43.171		
6 40 R. FITZSIMMON 9:37.864		5 46 A. MILLER 9:33.941	4 5 P. BARTUSH 9:31.525	2
	3 76 S. WEBSTER 9:28.349		2 19 P. NILSEN 9:17.570	
		1 22 M. EDWARDS 9:09.644		1




Scott Laing
Chief Timekeeper - Scott Laing

Tony Bolin
Clerk of Course - Tony Bolin



COMPUTIME RACE TIMING SYSTEMS PTY LTD
www.computime.com.au

E-mail: scott@computime.com.au / Ph: 0418 17 13 17





Round 3 - Phillip Island GP Circuit - September 3 & 4

BEARS : F3, F4, & F5

PROVISIONAL PROGRESSIVE ROUND POINTS

BEARS - FORMULA 3

Pos	No	Name	Rnd 3 Race 1	Total
1	19	Paul NILSEN	25	25
2	76	Scott WEBSTER	20	20
3	5	Philip BARTUSH	18	18
4	46	Adam MILLER	17	17
5	3	Cori BOURNE	16	16
6	9	Kurt LEWIS	15	15
7	1	Dallas O'SULLIVAN	14	14
8	612	Gregory JAMES	13	13
9	955	Tom PALMAI	12	12
10	39	Dean YAGAN	11	11
11	62	Ian HARDING	10	10


BEARS - FORMULA 4


Pos	No	Name	Rnd 3 Race 1	Total
1	22	Matthew EDWARDS	25	25
2	40	Rick FITZSIMMONS	20	20
3	19A	Denis ACKLAND	18	18
4	9A	Eddy GARNER	17	17
5	571	Maurice TURNER	16	16

BEARS - FORMULA 5

Pos	No	Name	Rnd 3 Race 1	Total
1	39A	Sean OESER	25	25
2	67	Richard DRAPER	20	20
3	84	David ABOUD	18	18
4	23	Voya KISSITCH	17	17



 Chief Timekeeper - Scott Laing


 Clerk of Course - Tony Bolin



COMPUTIME RACE TIMING SYSTEMS PTY LTD
www.computime.com.au

E-mail: scott@computime.com.au / Ph: 0418 17 13 17





Round 3 - Phillip Island GP Circuit - September 3 & 4

BEARS : F3, F4, & F5

PROVISIONAL PROGRESSIVE SERIES POINTS

BEARS - FORMULA 3

Pos	No	Name	Rnd 1 B/ford	Rnd 2 Wint	Rnd 3 Race 1	Total
1	19	Paul NILSEN	100	53	25	178
2	1	Dallas O'SULLIVAN	34	87	14	135
3	5	Philip BARTUSH	54	51	18	123
4	39	Dean YAGAN	49	47	11	107
5	46	Adam MILLER	76		17	93
6		Anthony STEPHENS		90		90
7	3	Cori BOURNE		71	16	87
8	9	Kurt LEWIS	17		15	32
9	76	Scott WEBSTER			20	20
10		Fergus GIBSON	20			20
11	612	Gregory JAMES			13	13
12	955	Tom PALMAI			12	12
13	62	Ian HARDING			10	10

BEARS - FORMULA 4


Pos	No	Name	Rnd 1 B/ford	Rnd 2 Wint	Rnd 3 Race 1	Total
1	40	Rick FITZSIMMONS	100		20	120
2	9A	Eddy GARNER		85	17	102
3		Sebastian DOWNIE		95		95
4	22	Matthew EDWARDS			25	25
5	19A	Denis ACKLAND			18	18
6	571	Maurice TURNER			16	16

BEARS - FORMULA 5

Pos	No	Name	Rnd 1 B/ford	Rnd 2 Wint	Rnd 3 Race 1	Total
1		William FISHER	100	75		175
2	39A	Sean OESER			25	25
3	67	Richard DRAPER			20	20
4	84	David ABOUD			18	18
5	23	Voya KISSITCH			17	17


Chief Timekeeper - Scott Laing


Clerk of Course - Tony Bolin



COMPUTIME RACE TIMING SYSTEMS PTY LTD
www.computime.com.au

E-mail: scott@computime.com.au / Ph: 0418 17 13 17

